



District Report Card: 2017


State: Haryana	District: Ambala
Class: 3	Subject: Language
Schools: 61	Students: 946


Participation/Coverage


Students

GENDER 	Boys		Girls	
	Number	%	Number	%
	462	48.84	484	51.16

AREA 	Rural		Urban	
	Number	%	Number	%
	602	63.64	344	36.36

CATEGORY 	SC		ST		OBC		GEN	
	Number	%	Number	%	Number	%	Number	%
	430	45.45	1	0.11	304	32.14	211	22.30

CWSN 	LD	VI	HI	S&LD	ID	Oth
	2	6	1	0	6	21

Management 	Government		Government-aided	
	Number	%	Number	%
	768	81.18	178	18.82

Average Performance of Students in Language (%)

Overall	Gender		Area		Management		Social Group			
	Male	Female	Rural	Urban	Govt.	Aided	SC	ST	OBC	GEN
62.44	62.81	62.08	64.86	58.20	62.49	62.21	61.43	86.67	63.62	62.69

Performance on Learning Outcomes (LOs)

Learning Outcomes	Description	Average Performance(%)
L304	Reads small texts with comprehension i.e., identifies main ideas, details, sequence and draws conclusions	62.91
L312	Reads printed scripts on the classroom walls: poems, posters, charts etc.	61.50

Range of Performance of Students who Answered Correctly							
Below 30%		30% - 50%		50% - 75%		Above 75%	
Number	%	Number	%	Number	%	Number	%
112	11.84	193	20.40	317	33.51	324	34.25

Lowest Performing Learning Outcomes (LOs)

1 - Reads printed scripts on the classroom walls: poems, posters, charts etc. (61.50)

2 - Reads small texts with comprehension i.e., identifies main ideas, details, sequence and draws conclusions (62.91)